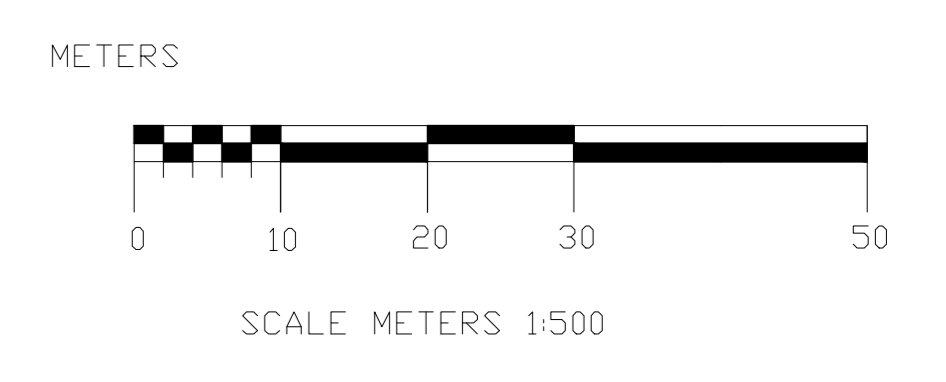
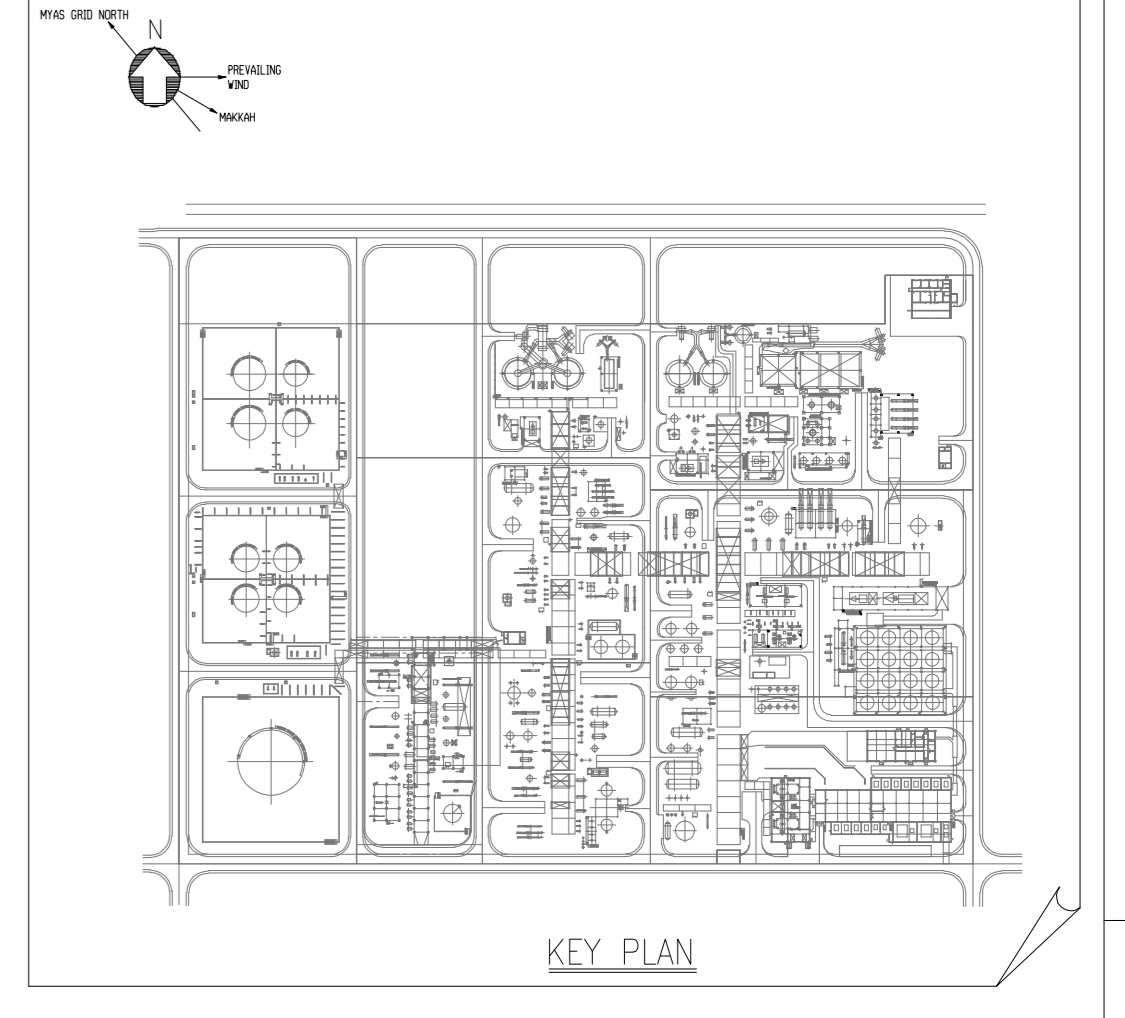
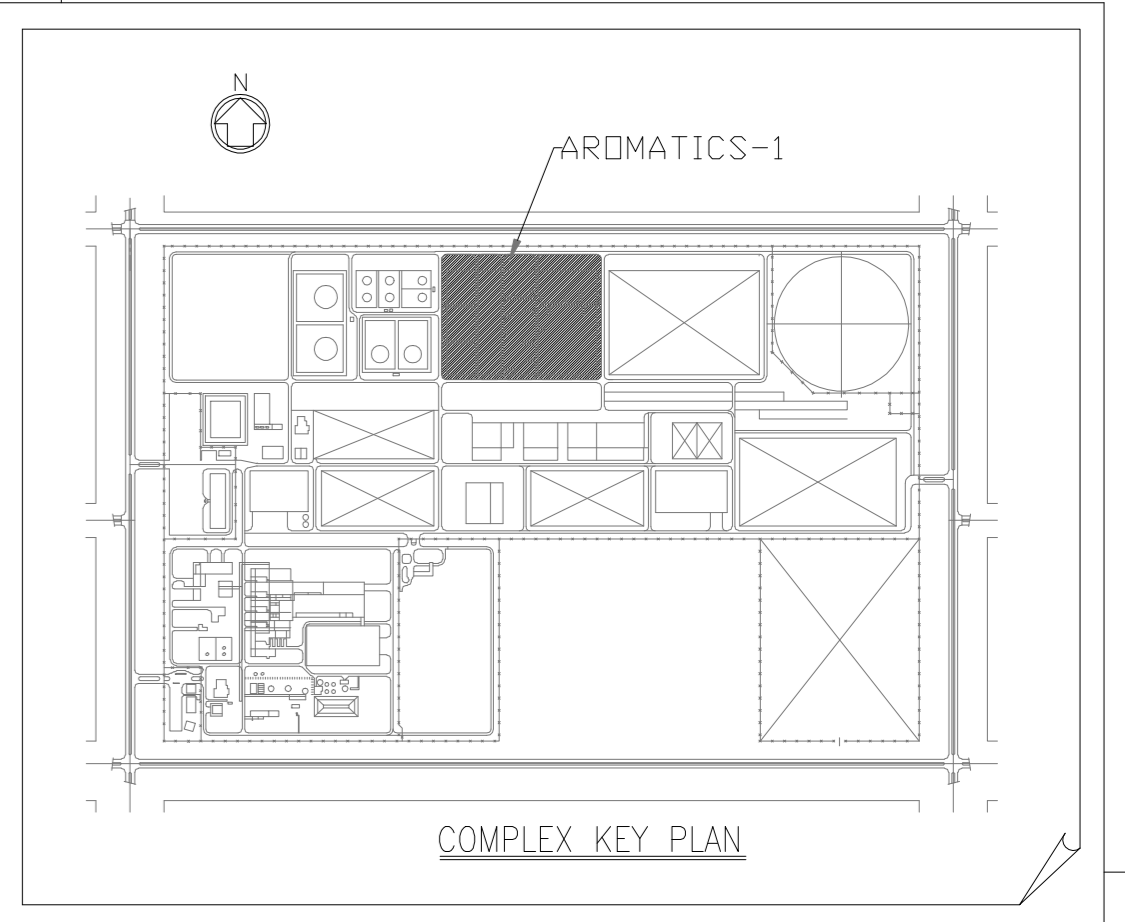


**LEGEND**

[Red outline]	NEW EQUIPMENT ON NEW LOCATION
[Blue outline]	NEW EQUIPMENT ON EXISTING EQUIPMENT LOCATION
[Orange outline]	DEMOLISHED
[Green outline]	ABANDON IN PLACE
[Yellow outline]	MODIFIED
[Purple outline]	RETAGGED
[Pink outline]	RETAGGED AND MODIFIED
[Light blue outline]	RETAGGED AND RELOCATED

- NOTE:**
- ALL COORDINATES AND ELEVATION ARE IN MILLIMETERS.
  - DATUM PLANT LEVEL(HIGH POINT PAVING)  
EL+0=MSL+8,600  
+EL +101,350
  - HOLD ITEMS
  1. THIS PLOT ISSUE IS BASED ON PRELIMINARY INFORMATION TO DEVELOPING, AND THE RELATED DIMENSION OF PLAN AND ELEVATION OF STRUCTURE SHALL BE VERIFIED.
  2. ALL RELATED DIMENSION OF "HOLD" EQUIPMENT SHALL BE ADJUSTED IN ACCORDANCE WITH ADVANCED VERIFIED ENGINEERING DRAWING AND VENDOR INFORMATION.
  - FOR DETAILED ELEVATION VIEWS, SEE DWG. NO. DR-50-AE-020/021/022/5101.
  - FOR 56-F-02 & 56-G-21 A/B, SEE U&D DRAWING NO. DR-000-LE-001 & DR-000-LE-003.



**REFERENCE DRAWINGS**

DWG NO.	TITLE
DR-50-AE-002	PLOT PLAN FOR CYCLAR, CCR, TATRAY AND BENZENE UNIT(1/2)
DR-50-AE-003	PLOT PLAN FOR CYCLAR, CCR, TATRAY AND BENZENE UNIT(2/3)
DR-50-AE-004	PLOT PLAN FOR CYCLAR, CCR, TATRAY AND BENZENE UNIT(3/3)
DR-50-AE-005	PLOT PLAN FOR XYLENE FRACTIONATION AND ISOMER UNIT(1/2)
DR-50-AE-006	PLOT PLAN FOR XYLENE FRACTIONATION AND ISOMER UNIT(2/2)
DR-50-AE-007	PLOT PLAN FOR TANKAGE AREA
DR-50-AE-008	PLOT PLAN FOR TANKAGE AREA
DR-50-AE-011	PLOT PLAN FOR TANKAGE AREA
DR-50-AE-012	PLOT PLAN FOR TANKAGE AREA
DR-50-AE-5100	PLOT PLAN FOR SULFONATE TATRAY AND ST FRACTIONATION
DR-50-AE-020	PLOT ELEVATION (1/3)
DR-50-AE-021	PLOT ELEVATION (2/3)
DR-50-AE-022	PLOT ELEVATION (3/3)
DR-50-AE-5101	PLOT ELEVATION VIEW "L-L", "M-M", "N-N"

NO.	DESCRIPTION	BY	CHKD	APRV	DATE
◇	ISSUED FOR CONSTRUCTION	YEH	CHEN	WEI	20 SEP 2001
◇	REVISED PER 60X MODEL REVIEW	YEH	CHEN	WEI	15 AUG 2001
◇	ISSUED FOR DESIGN	YEH	CHEN	WEI	26 MAY 2001
◇	REVISED PER AR-1-PT-CT-PP-0182	YEH	CHEN	WEI	10 MAY 2001
◇	ISSUED FOR APPROVAL	YEH	M.C.C.	WEI	16 MAR 2001

**REVISIONS**

REV	DATE	BY	CHKD	APRV	M.T.
ISSUED FOR CONSTRUCTION					
8	FEB '96	F	F	F	F
9	FEB '96	F	F	F	F
10	FEB '96	F	F	F	F

**سابك** Saudi Basic Industries Corporation  
Engineering and Project Management  
Jubail, Kingdom of Saudi Arabia

**ابن رشيد** Arabian Industrial Fibers Company

**CTCI CORPORATION**

FOR  
**IR-II AROMATICS PROJECT**  
TITLE  
**AROMATICS OVERALL PLOT PLAN**

DATE	BY	DATE	BY	DATE	BY
17/FEB/2001	YEH	17/FEB/2001	YEH	17/FEB/2001	YEH
17/FEB/2001	E.W.	17/FEB/2001	K.H.	17/FEB/2001	M.T.
17/FEB/2001	DSGND	17/FEB/2001	CHKD	17/FEB/2001	APRV

DWG. SIZE	IR DRAWING NO.	SH.
A0	DR-50-AE-001	1

CTCI PROJ. NO.	CTCI DRAWING NO.	REV.
10E0541A01	XB31-000-001	4